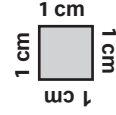



Adı Soyadı :

Çevre Uzunluğu Hesaplama

Verilen şekillerin çevre uzunluğunu bulunuz.




1)



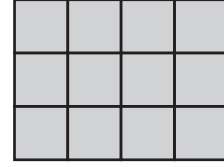
Çevre = _____

2)



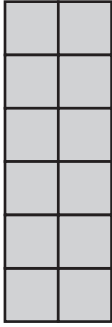
Çevre = _____

3)



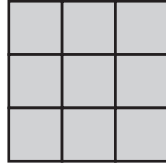
Çevre = _____

4)




Çevre = _____

5)




Çevre = _____

6)




Çevre = _____

7)



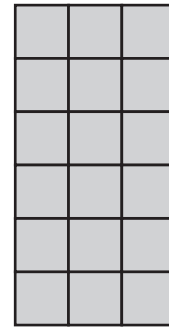
Çevre = _____

8)




Çevre = _____

9)




Çevre = _____

10)




Çevre = _____

11)



Çevre = _____

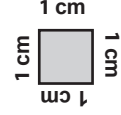
12)




Çevre = _____

Cevaplar

Verilen şekillerin çevre uzunluğunu bulunuz.




1)



Çevre = 22 cm

2)



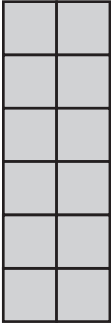
Çevre = 20 cm

3)




Çevre = 14 cm

4)




Çevre = 16 cm

5)




Çevre = 12 cm

6)




Çevre = 20 cm

7)



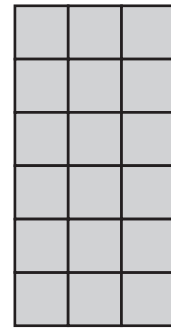
Çevre = 18 cm

8)




Çevre = 16 cm

9)




Çevre = 18 cm

10)




Çevre = 24 cm

11)



Çevre = 14 cm

12)



Çevre = 16 cm